BMO Callable Contingent Income Barrier Notes, Series 2734 (USD) Due December 19, 2033,

Linked to Solactive US Diversified EW Equity 30 AR Index

7 - Year Term
Subject to the notes being automatically called by Bank of Montreal

Monthly Call Feature
** starting after the 5th observation date*

8.58% per annum Contingent Coupon Paid Monthly

25% Contingent Protection at Maturity

Investment Highlights

The notes offered by the pricing supplement are unsecured debt securities issued by Bank of Montreal. The objective of the notes is to offer investors an income stream via potential periodic coupon payments with contingent downside protection against the loss of their principal investment from any negative performance above the barrier level of Solactive US Diversified EW Equity 30 AR Index over the term of the notes. **The principal amount is NOT fully protected under the notes.**

- **Contingent coupon:** 0.715% monthly (equivalent to 8.58% per annum) provided that the closing level is at or above the coupon payment level.
- **Coupon payment level:** 75.00% of the initial level.
- **Autocall:** Automatic early redemption at par plus any final coupon payment if the closing level is at or above the autocall level on any autocall observation date. The notes cannot be automatically called prior to the sixth observation date.
- **Autocall level:** 105.00% of the initial level.
- **Barrier protection:** 25.00%
- **Downside participation:** 100.00%, below the barrier level.

Reference Portfolio	
Reference asset	**Ticker symbol**
Solactive US Diversified EW Equity 30 AR Index	SUSDHA30

The Solactive US Diversified EW Equity 30 AR Index is an adjusted return index. It aims to track the gross total return performance of the Solactive US Diversified EW Equity Index TR (the "underlying index"), calculated in U.S. dollars, less an adjusted return factor of 30 index points per annum that will be calculated daily in arrears (the "adjusted return factor"). The underlying index is an equally-weighted gross total return index that aims to track the performance of 10 large cap companies from the U.S. stock market across multiple sectors, including telecommunications, financial services, technology, and consumer goods and contains the following companies: AT&T Inc., Blackstone Inc., Broadcom Inc., Citigroup Inc., The Home Depot, Inc., International Business Machines Corporation, JPMorgan Chase & Co., Morgan Stanley, NVIDIA Corporation, and Tesla, Inc. The closing level on October 30, 2026 was 959.88. The adjusted return factor divided by the closing level was therefore equal to 3.13% on October 30, 2026. Over the term of the notes, the sum of the adjusted return factor will be approximately 210 index points, representing 21.91% of the closing level on October 30, 2026. The annual dividend yield of the underlying index on October 30, 2026 was 2.11%, representing an aggregate dividend yield of approximately 14.79% over the term of the notes (assuming the dividend yield remains constant and the dividends are not reinvested). As of October 30, 2026, the adjusted return factor, expressed as a percentage of the closing level of the reference asset, exceeded the dividend yield of the underlying index. An investment in the notes does not represent a direct or indirect investment in the reference asset. You have no right or entitlement to the dividends or distributions paid on the reference asset.

Additional Details					
Fundserv Code	**Available Until**	**Issue Date**	**Maturity Date**	**Minimum Investment**	**Selling Concession**
JHN23386	December 14, 2026	December 17, 2026	December 19, 2033	USD $2,000.00	USD $2.50

A final base shelf prospectus containing important information relating to the securities described in this document has been filed with the securities regulatory authorities in each of the provinces and territories of Canada. A copy of the final base shelf prospectus, any amendment to the final base shelf prospectus and any applicable base shelf prospectus supplement that has been filed, is required to be delivered with this document. This document does not provide full disclosure of all material facts relating to the securities offered. Investors should read the final base shelf prospectus, any amendment and any applicable base shelf prospectus supplement for disclosure of those facts, especially risk factors relating to the securities offered, before making an investment decision.

BMO

For more information, please contact your Investment Advisor.

www.bmonotes.com

Additional Offering Details

Issuer	Bank of Montreal
Issuer rating	Moody's: Aa2; S&P: A+; DBRS: AA (long-term deposits > 1 year).
Reference asset	Solactive US Diversified EW Equity 30 AR Index (ticker: SUSDHA30).
Reference asset type	Adjusted Return Index, which reflects a return from the performance of the total return index tracked by the reference asset (the "underlying index") less a fixed number of index points per annum ("adjusted return factor"). The adjusted return factor is not an estimate or forecast of dividend and/or distribution yield. As of October 30, 2026, the adjusted return factor is greater than the dividend and/or distribution yield of the underlying index constituents. See "Information about the Reference Asset" and "Risk Factors" in the pricing supplement.
Currency of notes	U.S. dollar (USD).
Stated principal amount	USD $100.00 per note.
Minimum investment	USD $2,000.00 (20 notes).
Issue date	On or around December 17, 2026.
Final valuation date	December 12, 2033, subject to postponement if such date is not an exchange day or a market disruption event occurs.
Maturity date	December 19, 2033, subject to the notes being automatically called by us.
Term	Approximately seven (7) years.
Observation and Payment Dates	See "Observation and Payment Dates" below.
Coupon rate	0.715% monthly (equivalent to 8.58% per annum).
Coupon payment level	75.00% of the initial level.
Contingent coupon payments	If the notes have not been redeemed, on each coupon payment date there are two scenarios: • If the closing level on the immediately preceding coupon observation date is at or above the coupon payment level, you will receive a coupon payment equal to the stated principal amount multiplied by the coupon rate. • Otherwise, you will not receive a payment on such coupon payment date.
Autocall level	105.00% of the initial level.
Automatic early redemption	The notes will be automatically redeemed on any autocall payment date if, on the corresponding autocall observation date, the closing level is at or above the autocall level. On any such redemption, you will receive a cash payment equal to the stated principal amount, in addition to any final contingent coupon payment. No further payments will be made after such autocall payment date. The notes cannot be automatically called prior to the sixth observation date.
Initial level	The closing level on the issue date.
Final level	The closing level on the final valuation date.

Reference asset return	In respect of any given date, the reference asset return shall be determined in accordance with the following formula: $= \frac{closing\ level\ -\ initial\ level}{initial\ level}$
Final reference asset return	The reference asset return on the final valuation date.
Barrier level	75.00% of the initial level.
Downside participation	100.00%, below the barrier level.
Barrier event	Monitoring at maturity only.
Payment at maturity	If the notes have not been redeemed, you will receive at maturity for each note you then hold, in addition to any final contingent coupon payment: • If the final level is at or above the barrier level, a maturity payment equal to USD $100.00. • If the final level is below the barrier level, a maturity payment directly linked to the performance of the reference asset. The maturity payment will be equal to the following formula, subject to a minimum payment of USD $1.00: $= USD\ \$100.00 + (USD\ \$100.00 \times final\ reference\ asset\ return)$ **If the notes have not been redeemed early, and the final level is below the barrier level, the payment you receive at maturity may be significantly below the stated principal amount of your notes and may be as little as USD $1.00.**
Minimum payment	USD $1.00 per note.
Additional tax information	For information about the Canadian federal income tax considerations associated with an investment in the notes, see "Tax Considerations – Certain Canadian Federal Income Tax Considerations" in the income product supplement. The notes are denominated in U.S. dollars. For information about the Canadian federal income tax considerations associated with an investment in a note denominated in a foreign currency, see "Tax Considerations – Certain Canadian Federal Income Tax Considerations – Currency Conversion" in the income product supplement. For information about the eligibility of the notes for investment for certain registered plans, see "Eligibility for Investment" in the income product supplement.
Fundserv code	JHN23386
Calculation agent	BMO Capital Markets.
Dealer	BMO Nesbitt Burns Inc., an affiliate of ours, and Raymond James Ltd., acting as an independent dealer.
Secondary market/early trading charge	The notes will not be listed on any securities exchange. BMO Capital Markets will use reasonable efforts under normal market conditions to provide for a daily secondary market for the sale of the notes through the order entry system operated by Fundserv Inc. but reserves the right to elect not to do so in the future, in its sole and absolute discretion, without prior notice to you. Sale requests need to be initiated by 1:00 p.m. (Toronto time, or such other time as may hereafter be established by us or Fundserv) on a business day. Any request received after such time will be

deemed to be a request sent and received in respect of the next following business day. Sale of a Fundserv Note will be effected at a price equal to the bid price for the note, determined by us in our sole and absolute discretion.

A sale of a note to BMO Capital Markets prior to maturity may be subject to an early trading charge. If you sell a note within the first 180 days after the issue date, the posted bid price will be reduced by an early trading charge equal to a percentage of the subscription price determined as set out below.

If notes sold within:	Early trading charge:
0 - 60 Days	3.50%
61 - 120 Days	2.25%
121 - 180 Days	1.00%
Thereafter	Nil

See “Supplemental Plan of Distribution” in the pricing supplement.

Observation and Payment Dates

Observation date	Coupon observation date*	Autocall observation date*	Coupon payment date / Autocall payment date**
1	January 12, 2027	n/a	January 19, 2027 (Not callable)
2	February 9, 2027	n/a	February 17, 2027 (Not callable)
3	March 10, 2027	n/a	March 17, 2027 (Not callable)
4	April 12, 2027	n/a	April 19, 2027 (Not callable)
5	May 10, 2027	n/a	May 17, 2027 (Not callable)
6	June 10, 2027	June 10, 2027	June 17, 2027
7	July 12, 2027	July 12, 2027	July 19, 2027
8	August 10, 2027	August 10, 2027	August 17, 2027
9	September 10, 2027	September 10, 2027	September 17, 2027
10	October 8, 2027	October 8, 2027	October 18, 2027
11	November 9, 2027	November 9, 2027	November 17, 2027
12	December 10, 2027	December 10, 2027	December 17, 2027
13	January 11, 2028	January 11, 2028	January 18, 2028
14	February 10, 2028	February 10, 2028	February 17, 2028
15	March 10, 2028	March 10, 2028	March 17, 2028
16	April 7, 2028	April 7, 2028	April 17, 2028
17	May 10, 2028	May 10, 2028	May 17, 2028
18	June 13, 2028	June 13, 2028	June 20, 2028
19	July 10, 2028	July 10, 2028	July 17, 2028
20	August 10, 2028	August 10, 2028	August 17, 2028
21	September 11, 2028	September 11, 2028	September 18, 2028
22	October 10, 2028	October 10, 2028	October 17, 2028
23	November 9, 2028	November 9, 2028	November 17, 2028
24	December 11, 2028	December 11, 2028	December 18, 2028
25	January 10, 2029	January 10, 2029	January 17, 2029
26	February 12, 2029	February 12, 2029	February 20, 2029
27	March 12, 2029	March 12, 2029	March 19, 2029
28	April 10, 2029	April 10, 2029	April 17, 2029
29	May 10, 2029	May 10, 2029	May 17, 2029
30	June 11, 2029	June 11, 2029	June 18, 2029
31	July 10, 2029	July 10, 2029	July 17, 2029
32	August 10, 2029	August 10, 2029	August 17, 2029
33	September 10, 2029	September 10, 2029	September 17, 2029
34	October 10, 2029	October 10, 2029	October 17, 2029
35	November 9, 2029	November 9, 2029	November 19, 2029
36	December 10, 2029	December 10, 2029	December 17, 2029
37	January 10, 2030	January 10, 2030	January 17, 2030
38	February 11, 2030	February 11, 2030	February 19, 2030
39	March 11, 2030	March 11, 2030	March 18, 2030
40	April 10, 2030	April 10, 2030	April 17, 2030
41	May 10, 2030	May 10, 2030	May 17, 2030
42	June 10, 2030	June 10, 2030	June 17, 2030
43	July 10, 2030	July 10, 2030	July 17, 2030
44	August 12, 2030	August 12, 2030	August 19, 2030

45	September 10, 2030	September 10, 2030	September 17, 2030
46	October 9, 2030	October 9, 2030	October 17, 2030
47	November 8, 2030	November 8, 2030	November 18, 2030
48	December 10, 2030	December 10, 2030	December 17, 2030
49	January 10, 2031	January 10, 2031	January 17, 2031
50	February 10, 2031	February 10, 2031	February 18, 2031
51	March 10, 2031	March 10, 2031	March 17, 2031
52	April 9, 2031	April 9, 2031	April 17, 2031
53	May 12, 2031	May 12, 2031	May 20, 2031
54	June 10, 2031	June 10, 2031	June 17, 2031
55	July 10, 2031	July 10, 2031	July 17, 2031
56	August 11, 2031	August 11, 2031	August 18, 2031
57	September 10, 2031	September 10, 2031	September 17, 2031
58	October 9, 2031	October 9, 2031	October 17, 2031
59	November 7, 2031	November 7, 2031	November 17, 2031
60	December 10, 2031	December 10, 2031	December 17, 2031
61	January 13, 2032	January 13, 2032	January 20, 2032
62	February 9, 2032	February 9, 2032	February 17, 2032
63	March 10, 2032	March 10, 2032	March 17, 2032
64	April 12, 2032	April 12, 2032	April 19, 2032
65	May 10, 2032	May 10, 2032	May 17, 2032
66	June 10, 2032	June 10, 2032	June 17, 2032
67	July 12, 2032	July 12, 2032	July 19, 2032
68	August 10, 2032	August 10, 2032	August 17, 2032
69	September 10, 2032	September 10, 2032	September 17, 2032
70	October 8, 2032	October 8, 2032	October 18, 2032
71	November 9, 2032	November 9, 2032	November 17, 2032
72	December 10, 2032	December 10, 2032	December 17, 2032
73	January 11, 2033	January 11, 2033	January 18, 2033
74	February 10, 2033	February 10, 2033	February 17, 2033
75	March 10, 2033	March 10, 2033	March 17, 2033
76	April 8, 2033	April 8, 2033	April 18, 2033
77	May 10, 2033	May 10, 2033	May 17, 2033
78	June 10, 2033	June 10, 2033	June 17, 2033
79	July 11, 2033	July 11, 2033	July 18, 2033
80	August 10, 2033	August 10, 2033	August 17, 2033
81	September 12, 2033	September 12, 2033	September 19, 2033
82	October 7, 2033	October 7, 2033	October 17, 2033
83	November 9, 2033	November 9, 2033	November 17, 2033
84	December 12, 2033	December 12, 2033	December 19, 2033

* If a scheduled coupon observation date or autocall observation date is not an exchange day for any reason, then such date will be the immediately preceding exchange day. Further, such dates are each also subject to postponement if a market disruption event occurs.

** Each coupon payment date and autocall payment date is subject to postponement if such date is not a business day or a market disruption event occurs.

How do the Notes work?

The following hypothetical examples demonstrate how the payment you may receive will be calculated and determined under four different scenarios. **The hypothetical closing levels used in these examples are for illustrative purposes only and should not be construed in any way as estimates or forecasts of the future performance of the reference asset or the return that you might realize on the notes.** All hypothetical examples assume that no events described under "Certain Additional Terms for Notes Linked to a Reference Index" in the income product supplement have occurred during the term. For ease of analysis, figures below have been rounded.

Barrier level/Coupon payment level	Autocall level
75.00% of the initial level	105.00% of the initial level

Example 1: Payment at Maturity (Negative Scenario)

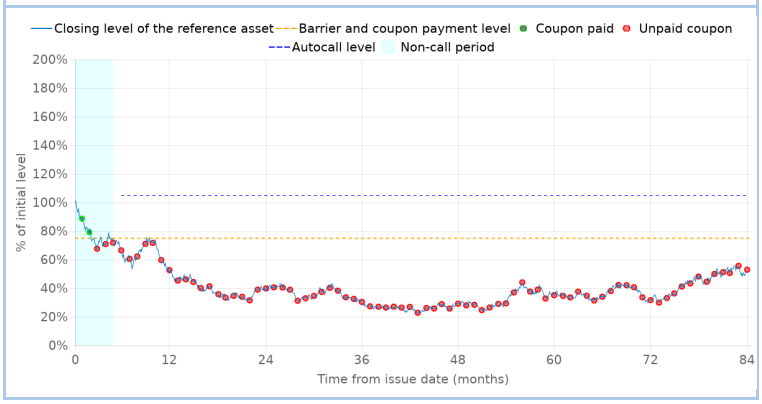

Investor cash flow summary per note	
(1) Principal amount paid	USD $100.00
(2) Total coupons received	USD $1.43
(3) Maturity payment received	USD $53.00
(4) Total amount received = (2) + (3)	USD $54.43
(5) Return on the notes (annualized)	−8.31%

In this hypothetical example, the closing level is below the autocall level on all autocall observation dates, so the notes are not redeemed early. Furthermore, it is above the coupon payment level on the first and second coupon observation dates and below the coupon payment level on all the others, so you would receive two of the coupon payments.

Lastly, the final level is at 53.00% of the initial level, which is below the barrier level, so the final reference asset return is −47.00%. Accordingly, you would receive a maturity payment of USD $53.00 per note with coupons totalling USD $1.43 per note over the term of the notes (which is equivalent to a compounded annual loss of 8.31% on the notes).

In this example, the maturity payment is calculated as follows:

$$\begin{aligned} \textit{Maturity payment} &= \textit{USD \$100.00} + (\textit{USD \$100.00} \times \textit{final reference asset return}) \\ &= \textit{USD \$100.00} + (\textit{USD \$100.00} \times \textit{-47.00\%}) \\ &= \textit{USD \$53.00} \end{aligned}$$

Example 2: Payment at Maturity (Neutral Scenario)

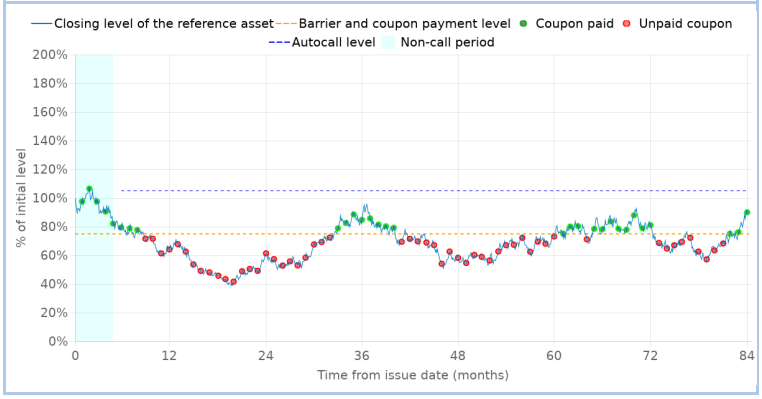

Investor cash flow summary per note	
(1) Principal amount paid	USD $100.00
(2) Total coupons received	USD $21.45
(3) Maturity payment received	USD $100.00
(4) Total amount received = (2) + (3)	USD $121.45
(5) Return on the notes (annualized)	2.81%

In this hypothetical example, the closing level is below the autocall level on all autocall observation dates, so the notes are not redeemed early. Furthermore, it is above the coupon payment level on thirty of the coupon observation dates and below the coupon payment level on all the others, so you would receive thirty of the coupon payments.

Lastly, the final level is at 90.00% of the initial level, which is above the barrier level, so the final reference asset return is −10.00%. Accordingly, you would receive a maturity payment equal to the principal amount with coupons totalling USD $21.45 per note over the term of the notes (which is equivalent to a compounded annual return of 2.81% on the notes).

Example 3: Payment at Maturity (Positive Scenario)

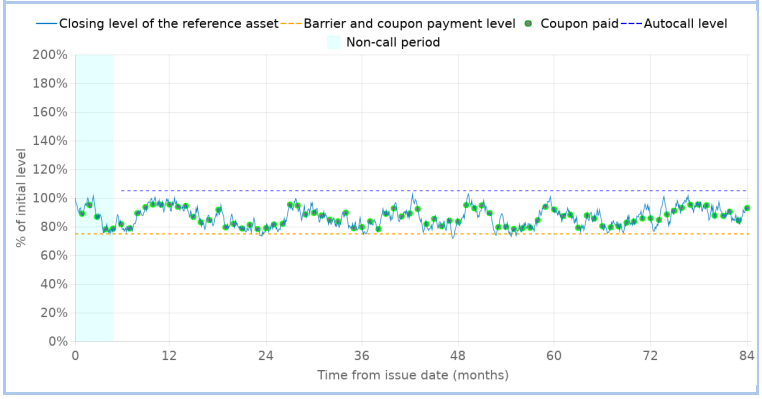

Investor cash flow summary per note	
(1) Principal amount paid	USD $100.00
(2) Total coupons received	USD $60.06
(3) Maturity payment received	USD $100.00
(4) Total amount received = (2) + (3)	USD $160.06
(5) Return on the notes (annualized)	6.94%

In this hypothetical example, the closing level is below the autocall level on all autocall observation dates, so the notes are not redeemed early. Furthermore, it is above the coupon payment level on all of the coupon observation dates, so you would receive all of the coupon payments.

Lastly, the final level is at 93.00% of the initial level, which is above the barrier level, so the final reference asset return is −7.00%. Accordingly, you would receive a maturity payment equal to the principal amount with coupons totalling USD $60.06 per note over the term of the notes (which is equivalent to a compounded annual return of 6.94% on the notes).

Example 4: Automatic Early Redemption

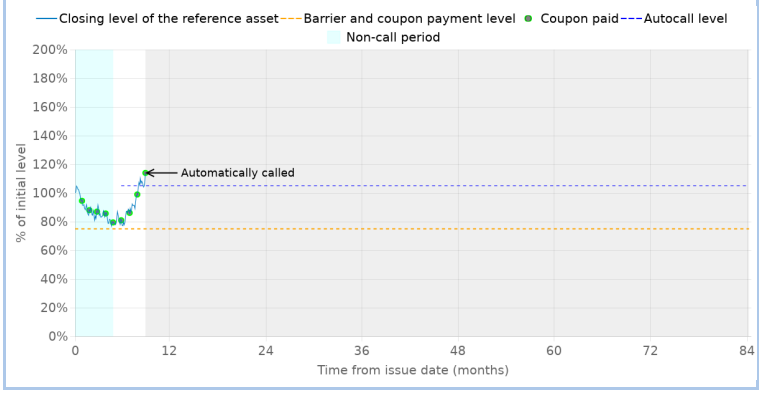

Investor cash flow summary per note	
(1) Principal amount paid	USD $100.00
(2) Total coupons received	USD $6.435
(3) Maturity payment received (early redemption)	USD $100.00
(4) Total amount received = (2) + (3)	USD $106.435
(5) Return on the notes (annualized)	8.66%

In this hypothetical example, the closing level is below the autocall level on all autocall observation dates until the ninth observation date. This results in the notes being redeemed early on the autocall payment date corresponding with the ninth observation date. Furthermore, it is above the coupon payment level on nine of the coupon observation dates, so you would receive nine of the coupon payments before the notes are redeemed.

Lastly, the closing level is at 114.00% of the initial level, which is above the autocall level, so the reference asset return is 14.00% and the notes are redeemed early for a value of USD $100.00. Accordingly, you would receive a maturity payment equal to the principal amount with coupons totalling USD $6.435 per note over the term of the notes (which is equivalent to a compounded annual return of 8.66% on the notes).

Disclaimer

This document should be read in conjunction with Bank of Montreal's short form base shelf prospectus dated May 29, 2025 (the "base shelf prospectus"), the income notes prospectus supplement dated May 29, 2025 (the "income product supplement") and pricing supplement No. 3084 dated November 26, 2026 (the "pricing supplement"), each as amended or supplemented.

Amounts paid to you will depend on the performance of the reference asset. The notes are not designed to be alternatives to fixed income or money market investments. Bank of Montreal does not guarantee that you will receive any positive return or repayment of your principal investment in the notes at maturity, subject to the minimum payment amount of USD $1.00 per note. The notes provide contingent protection only, meaning that you could lose some or substantially all of your principal investment in the notes if the final level is below 75.00% of the initial level on the final valuation date. The notes may not perform positively if the underlying index performance does not offset the impact of the adjusted return factor. In particular, the closing level of the reference asset on a coupon observation date or the final valuation date could be below the closing levels of a price return version of the underlying index on such dates, resulting in coupon payments not being made or downside protection being unavailable in circumstances where a coupon payment would have been made and downside protection would have been available if the closing levels of a price return version of the underlying index had been applicable. See "Certain Risk Factors" in the base shelf prospectus, "Risk Factors" in the income product supplement and "Risk Factors" in the pricing supplement.

Prospective purchasers should carefully consider all of the information set forth in the pricing supplement, the income product supplement and the base shelf prospectus and, in particular, should evaluate the specific risk factors set forth under "Risk Factors" in the income product supplement and "Risk Factors" in the pricing supplement.

BMO Nesbitt Burns Inc. is a wholly-owned subsidiary of Bank of Montreal. As a result, Bank of Montreal is a "related issuer" of BMO Nesbitt Burns Inc. for the purposes of National Instrument 33-105 — *Underwriting Conflicts*. See "Plan of Distribution" in the income product supplement and "Supplemental Plan of Distribution" in the pricing supplement.

The notes have not been and will not be rated. A rating is not a recommendation to buy, sell or hold investments, and may be subject to revision or withdrawal at any time by the relevant rating agency.

The notes will not be deposits that are insured under the *Canada Deposit Insurance Corporation Act* or any other deposit insurance regime designed to ensure the payment of all or a portion of a deposit upon the insolvency of the deposit taking financial institution. See "Description of the notes — Ranking" in the income product supplement.

The above summary is for information purposes only and does not constitute an offer to sell or a solicitation to purchase notes. The offering and sale of notes may be prohibited or restricted by laws in certain jurisdictions. Notes may only be purchased where they may be lawfully offered for sale and only through individuals qualified to sell them. Unless the context otherwise requires, terms not defined herein will have the meaning ascribed thereto in the pricing supplement. A copy of the pricing supplement, the income product supplement and the base shelf prospectus can be obtained at www.sedarplus.ca.

The Solactive US Diversified EW Equity 30 AR Index is owned, calculated, administered and published by Solactive AG ("Solactive") assuming the role as administrator (the "index sponsor") under the Regulation (EU) 2016/1011. The name "Solactive" is a registered trademark of Solactive. Solactive is registered with and regulated by the German Federal Financial Supervisory Authority ("BaFin"). The reference asset is a product of Solactive, its affiliates and/or its third-party licensors and has been licensed for use by Bank of Montreal and its affiliates. The notes are not sponsored, endorsed, sold or promoted by Solactive, or any of its respective affiliates. Neither Solactive, nor its respective affiliates, make any representation regarding the advisability of investing in such product(s).

"BMO (M-bar roundel symbol)", "BMO" and "BMO Capital Markets" are registered trademarks of Bank of Montreal used under license.